

County Performance & **Re-election** Prospects

A poll on four governors seeking re-election, alongside the race for Senator and Woman Representative in Samburu, Meru, Embu & Isiolo.

• Fieldwork · 25 June – 1 July
2026

• 1,211
respondents



TIMELY KENYA · OVERVIEW

Empowering *Insights* with Timely Kenya.

At Timely Kenya, we believe every opinion counts — empowering individuals and institutions to gather insights and make informed decisions through our field-verified polling.



200+

FIELD ENUMERATORS

47

COUNTIES COVERED

CATI

VERIFIED METHOD

SECTION 01 · APPROACH

Methodology & Context

A four-county panel study measuring incumbent standing and re-election competitiveness. Each ballot line — Governor, Senator, Woman Rep — was tested independently against declared or credibly-rumoured aspirants.

4

COUNTIES

3x

BALLOT LINES

1,211

RESPONDENTS

FIELD DATES · 25 JUNE — 1 JULY 2026 · SPONSOR · TIMELY KENYA LTD



SECTION 02 · COLLECTION

Data Collection Method.

Computer-Assisted Telephone Interviews (CATI) conducted by trained enumerators using a scripted questionnaire, quota-sampled against KNBS 2019 population estimates for each county.



Margin of Error




Respondents

 Survey Dates: **25 Jun – 1 Jul 2026**

Gender Split

Male

External perspective



40%

Male respondents formed a substantive minority, offering an external check on incumbents' performance.

Female

Primary Woman Rep constituency

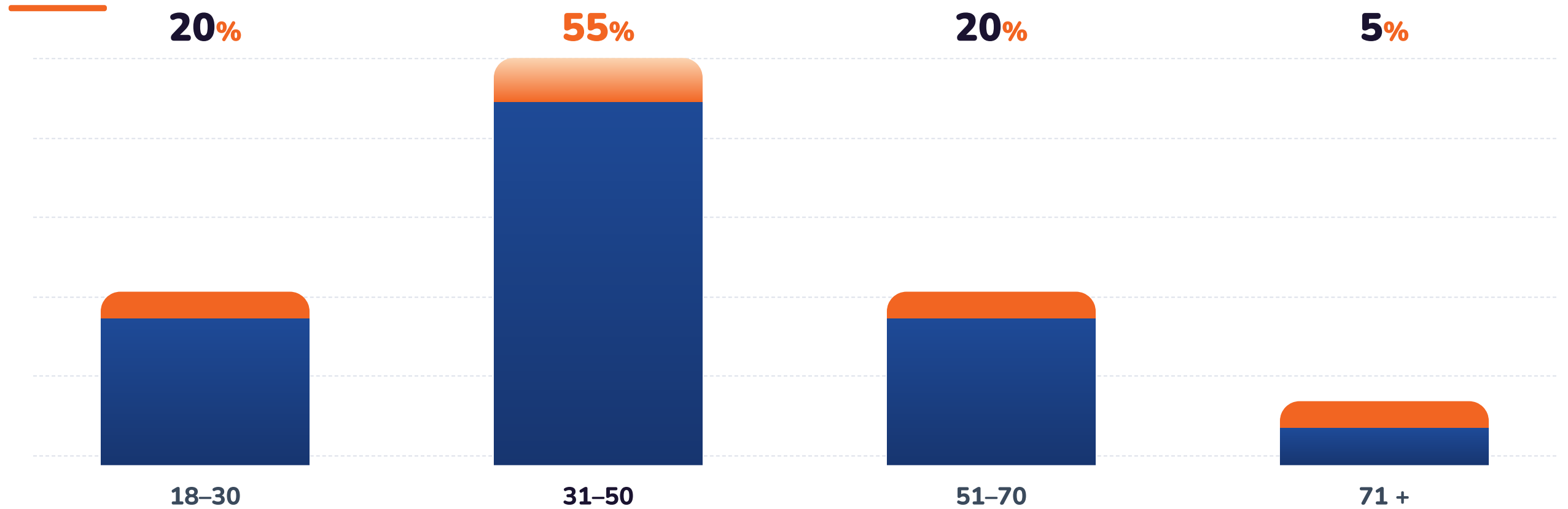


60%

Women were oversampled to reflect the direct constituency of the Woman Rep ballot line.

Age Distribution

A working-age majority (31-50) anchors the sample — the cohort most likely to hold ID, vote, and pay county levies.



Settlement Distribution



25% — County Towns & Urban Centres

Voters clustered in Maralal, Meru Town, Embu Town and Isiolo Town — trading, service and civil-service hubs where county visibility is highest.

75% — Rural & Peri-Rural Wards


Pastoral and agricultural wards where NGCDF delivery, road maintenance and health outreach dominate performance conversations.

Education Level



A broadly literate sample. The **secondary-educated** plurality tends to consume both radio and social-media political content, softening incumbency advantage.

- No Formal Education 10%
- Primary Level 25%
- Secondary Level 40%
- Tertiary Level 25%



COUNTY · 01 OF 04

Samburu

A pastoralist stronghold with a compact three-constituency ballot. The gubernatorial race is settling into a clear two-horse contest, while the Woman Rep line is the tightest in the poll.

218

RESPONDENTS

3

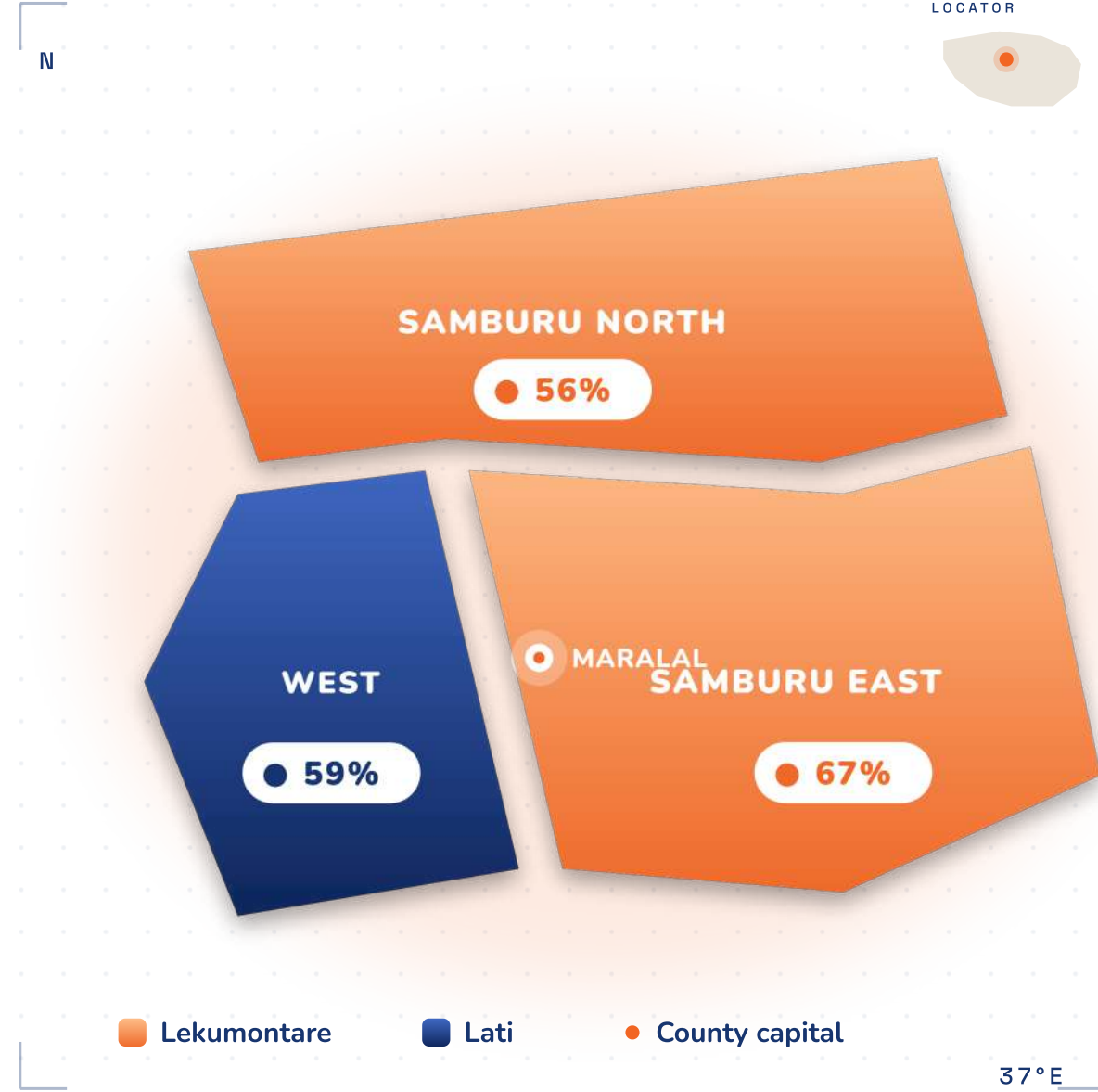
CONSTITUENCIES

±2.4%

MARGIN

2

-HORSE GOV RACE



Samburu • Senatorial

218 Samples

Four-way race • Lemagas edges Lemetian by 0.2 pts — statistical tie inside margin



Mk Lemagas

Incumbent challenger

27.0%



Hezena Lemetian

Aspirant

26.8%



Steve Lelegwe

Aspirant


25.6%



Moses Kassaine

Aspirant

20.6%




Samburu • Gubernatorial

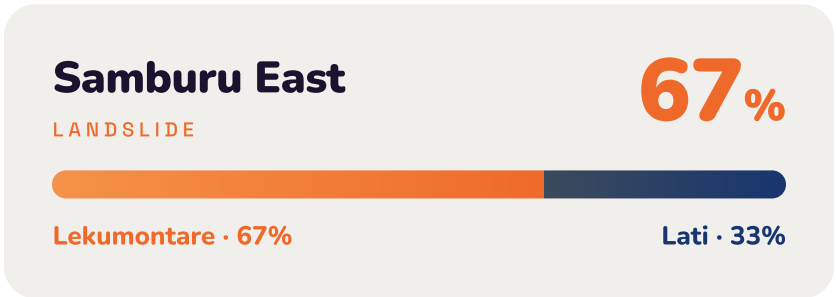
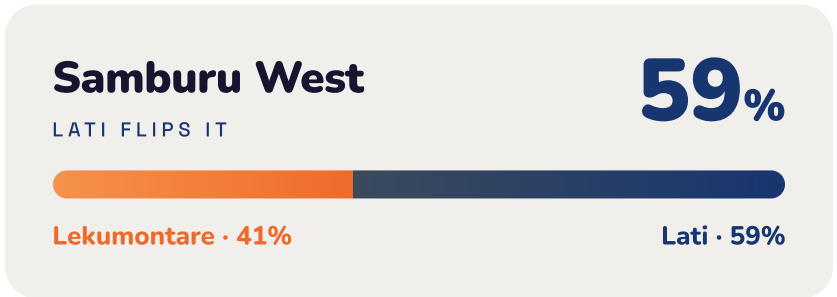
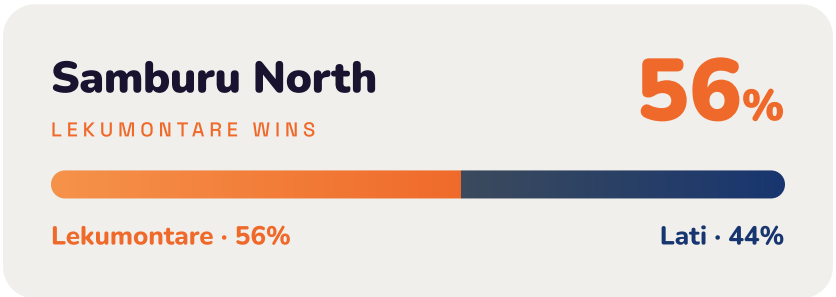
218 Samples

The constituency picture — where the race stands ward-by-ward

PROSPECTS • RESULTS • FACTORS



PER-CONSTITUENCY BREAKDOWN



Samburu • Gubernatorial

Lekumontare leads county-wide, but Lati flips Samburu West decisively

218 Samples

• PROSPECTS • RESULTS • FACTORS •



Jackson Lekumontare

Leads Samburu North & East

55.0%



Lati Lellelit

Leads Samburu West

45.0%

COUNTY-WIDE STANDING



Lekumontare • 55%

Lati • 45%

Samburu • Gubernatorial

What could favour — or hurt — Jackson Lekumontare's challenge

218 Samples

● PROSPECTS · RESULTS · FACTORS ●

+ Factors That Could Favour Lekumontare

4 Drivers

Momentum

Desire for Change

A sizeable number of respondents believe the incumbent governor has underperformed — creating a strong appetite for new leadership.

Track record

Development Record

Lekumontare's performance as MP for Samburu East is frequently cited as evidence of his ability to deliver development.

Endorsements

Political Support

Endorsements from influential political leaders are viewed as strengthening his campaign.

Community

Broad Community Appeal

Described as calm, approachable, and enjoying support from the three largest clans in Samburu County.

- Factors That Could Hurt Lekumontare

2 Risks

Campaign war-chest

Financial Resources

Many respondents believe he may not possess the financial capacity to compete with the well-funded and generous Lati Lelelit.

National alignment

Party Dynamics

Samburu is widely perceived as a pro-government county — the incumbent's position as a key UDA figure could work in his favour if national political trends remain unchanged.

Samburu • Woman Rep

218 Samples

Lenguris leads a three-way race; Dr Kulea holds a strong professional-vote floor



Pauline Lenguris

39.0%



Maison Leshomo

36.0%



Dr Josephine Kulea

25.0%




39%



36%



25%



COUNTY · 02 OF 04

Meru

The most competitive county in the poll — nine constituencies, four gubernatorial aspirants, and no clear front-runner beyond a 4.6-point spread between first and second.

545

RESPONDENTS

9

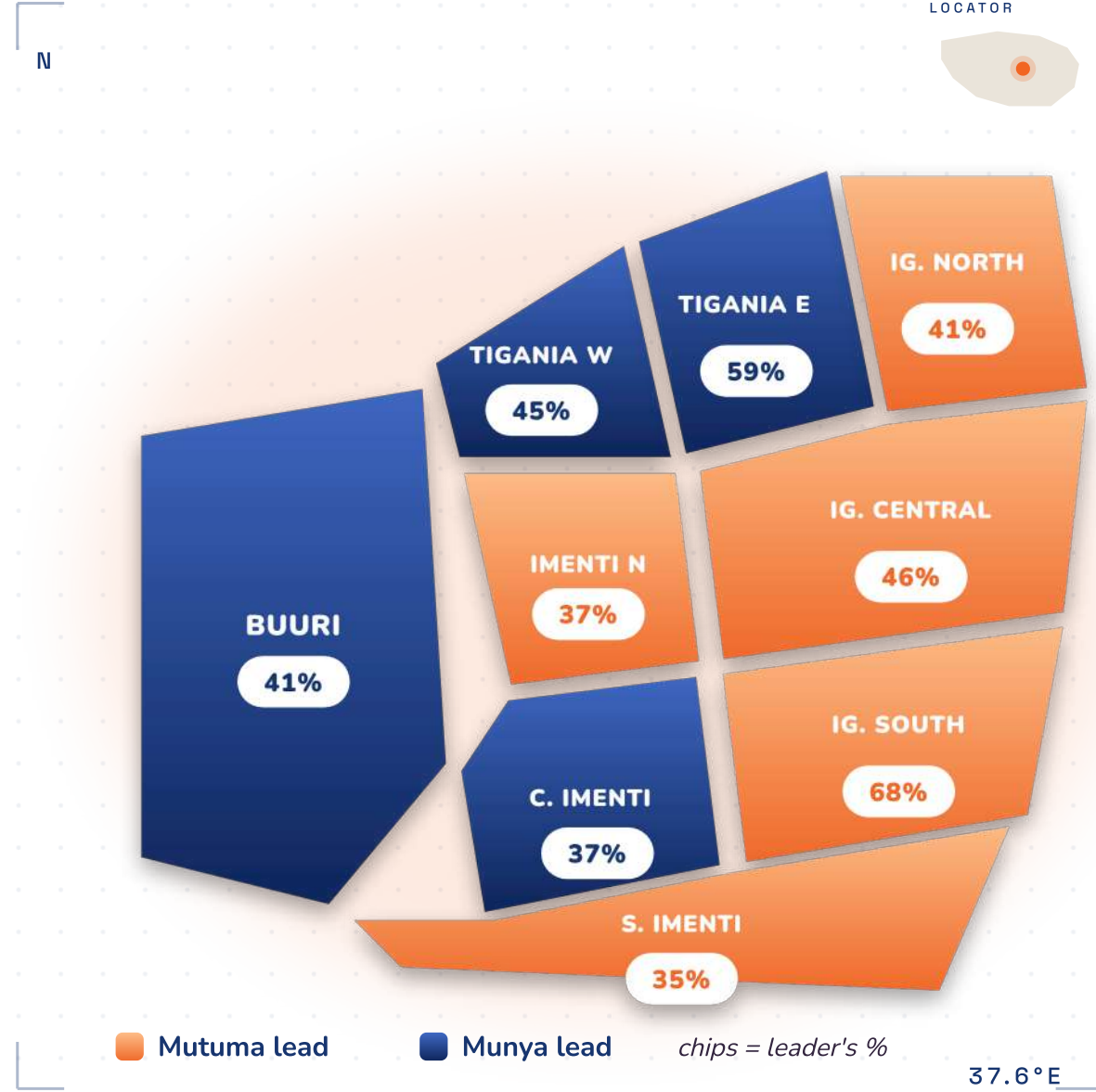
CONSTITUENCIES

4

GOVERNOR ASPIRANTS

4.6pt

TOP SPREAD



Meru • Senatorial

545 Samples

Mugambi Imanyara opens a modest lead; three-candidate scrum inside 4 points



Mugambi Imanyara

Frontrunner

31.0%



Mwenda Ithili

Aspirant

27.9%



Kathuri Murungi

Incumbent

27.0%



Dennis Kiogora

Aspirant

14.1%



Meru · Gubernatorial

545 Samples

The constituency picture — how nine sub-counties split the four-way race

PROSPECTS · RESULTS · FACTORS

COUNTY-WIDE STANDING · 545 RESPONDENTS

HEAD-TO-HEAD MARGIN · 4.6 PTS

MUTUMA 36.8%

MUNYA 32.2%

LINTURI 22.3%

JR 9%

PER-CONSTITUENCY BREAKDOWN · 9 CONSTITUENCIES

Mutuma Munya Linturi J.R. Kinoti

Buuri

MUNYA WINS

41%



25 · 41 · 20 · 14

Tigania West

MUNYA WINS

44.9%



30 · 44.9 · 20.1 · 5

Tigania East

MUNYA WINS

59.2%



21 · 59.2 · 18 · 1.8

Igembe Central

MUTUMA WINS

46%



46 · 23 · 27 · 6

Igembe South

MUTUMA WINS

67.7%



67.7 · 14 · 17.3 · 1

Igembe North

MUTUMA WINS

41%



41 · 24 · 32 · 3

Imenti North

MUTUMA WINS

37%



37 · 24 · 20.5 · 18.5

Central Imenti

MUNYA WINS

36.5%



28.8 · 36.5 · 21.4 · 13.3

South Imenti

MUTUMA WINS

35%



35 · 24 · 25 · 16

Meru · Gubernatorial

545 Samples

Mutuma edges Munya by 4.6 pts county-wide — the tightest map in the poll

PROSPECTS · RESULTS · FACTORS



Isaac Mutuma

Igembe · Imenti N · S. Imenti

36.8%



Peter Munya

Buuri · Tigania · C. Imenti

32.2%



Mithika Linturi

Strong 2nd · Igembe N

22.3%



J.R. Kinoti

Best in Imenti North

9.0%

COUNTY-WIDE STANDING

DIFF #1 → #2 · 4.6 PTS

MUTUMA 36.8%

MUNYA 32.2%

LINTURI 22.3%

JR 9%

Meru · Gubernatorial

What could favour — or hurt — Governor Mutuma's re-election bid

545 Samples

● PROSPECTS · RESULTS · FACTORS ●

+ Factors That Could Favour Governor Mutuma

5 Drivers

Region

Regional Voting Sentiment

Igembe voters view this as their first real turn at the governorship — reluctant to relinquish it after only one term.

Field shape

Fragmented Opposition

No formidable Imenti candidate; perceived backing of Kathuri & Kiraitu Murungi strengthens his ground.

Ally

Potential Support from Linturi

Past public remarks suggest former CS Mithika Linturi may end up in Mutuma's corner.

Delivery

Early Performance & Networks

Credited with fostering county-wide unity in his first 18 months; strong ties to church leaders read as political capital.

Sector

- Factors That Could Hurt Governor Mutuma

2 Risks

Opponents

A United Opposition

If Mwangaza, Munya and Linturi rally behind a single candidate, respondents believe the race becomes materially tighter.

National headwind

Association with the National Government

Kenya Kwanza's declining approval among sections of Meru voters could drag on his support.

Meru • Woman Rep

545 Samples

Kajuju holds a narrow lead over Biriri; the incumbent field is fragmented



Florence Kajuju

30.0%



Nkirote Biriri

29.2%



Doreen Gatabi

22.0%




Karambu Kailemia


10.0%



Dr Sarah Ntii

8.8%





COUNTY · 03 OF 04

Embu

A four-region contest across Manyatta, Runyenjes, Mbeere North and Mbeere South. Gitonga Mukunji builds his edge in Manyatta; the Mbeere basin tilts to Mbarire.

298

RESPONDENTS

4

REGIONS

3

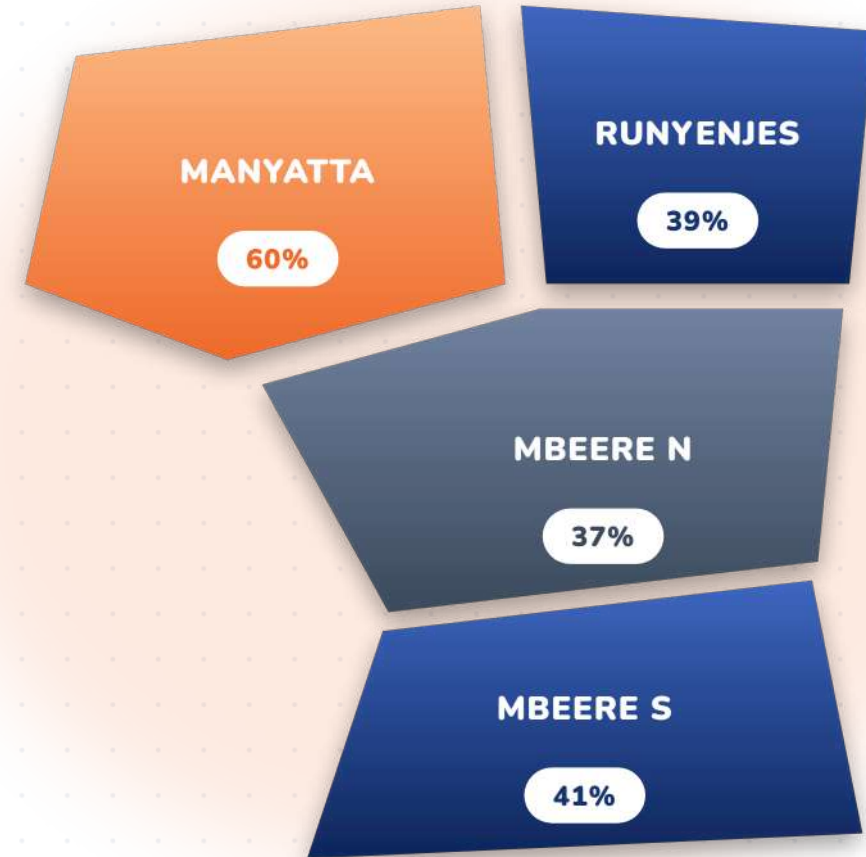
GOVERNOR ASPIRANTS

6pt

LEAD MARGIN



LOCATOR



■ Mukunji
 ■ Mbarire
 ■ Kivuti

37.5°E

Embu • Senatorial

Pithon Michuki leads a five-way race with a 9-point buffer

298 Samples



Pithon Michuki

34.2%



James Ileri

25.0%



Alexander Mundigi

21.9%



Kevin Gitonga


10.0%



Peter Ndwiga

8.9%

1 Pithon Michuki




34.2%

2 James Ileri




25%

3 Alexander Mundigi



21.9%

4 Kevin Gitonga



10%

Embu • Gubernatorial

298 Samples

The constituency picture — how four regions split the race

PROSPECTS • RESULTS • FACTORS

COUNTY-WIDE STANDING • 298 RESPONDENTS

HEAD-TO-HEAD MARGIN • 6.1 PTS

MUKUNJI 39.1%

MBARIRE 33%

KIVUTI 24.1%

PER-REGION BREAKDOWN • 4 REGIONS

Mukunji Mbarire Kivuti

Manyatta

MUKUNJI STRONGHOLD

60%

Mukunji 60%

Mbarire 24%

Kivuti 16%

Runyenjes

MBARIRE WINS

39%

Mukunji 31.5%

Mbarire 39%

Kivuti 29.5%

Mbeere North

KIVUTI'S NARROW EDGE

37%

Mukunji 36%

Mbarire 27%

Kivuti 37%

Mbeere South

MBARIRE WINS

41%

Mukunji 29%

Mbarire 41%

Kivuti 30%

Embu • Gubernatorial

298 Samples

Mukunji leads Mbarire by 6 pts county-wide; Mbeere basin splits the race

• PROSPECTS • RESULTS • FACTORS •



Gitonga Mukunji

Wins Manyatta


39.1%



Cecily Mbarire

Wins Runyenjes • Mbeere S

33.0%



Lenny Kivuti

Narrow win Mbeere N

24.1%

COUNTY-WIDE STANDING



Embu • Gubernatorial

What could favour — or hurt — Gitonga Mukunji's bid

298 Samples

● PROSPECTS · RESULTS · FACTORS ●

+ Factors That Could Favour Gitonga Mukunji

4 Drivers

Movement

The "Wantam" Wave

Many respondents cite the growing "Wantam" political movement in Embu as a significant boost to Mukunji's candidacy.

Generation

Youth Appeal

His youthful image resonates strongly with Gen Z voters, who view him as more relatable than his competitors.

Style

Bold Leadership

Respondents describe him as outspoken, courageous, and effective in articulating issues affecting residents.

Track record

Development Record

His performance as MP for Manyatta is viewed positively — strengthening his credentials for higher office.

- Factors That Could Hurt Gitonga Mukunji

2 Risks

Incumbent play

Political Realignment by the Incumbent

Should the incumbent governor switch political camps or reposition politically, electoral dynamics could shift.

Campaign war-chest

Financial Resources

Many respondents believe he may struggle to match the financial muscle of wealthier rivals during the campaign.

Embu • Woman Rep

Pamela Njoki carries a commanding 20-point lead

298 Samples



Pamela Njoki

Dominant lead

45.0%



Dr Jane Karimi

25.0%



Rosemary Kanambiu


19.0%



Maureen Nyaga

11.0%





COUNTY · 04 OF 04

Isiolo

A vast, two-constituency county where the incumbent governor faces a crowded four-way challenge — and Senator Dullo carries a 34-point Senate lead she may cash-in for the governor's seat instead.

150

RESPONDENTS

2

CONSTITUENCIES

4

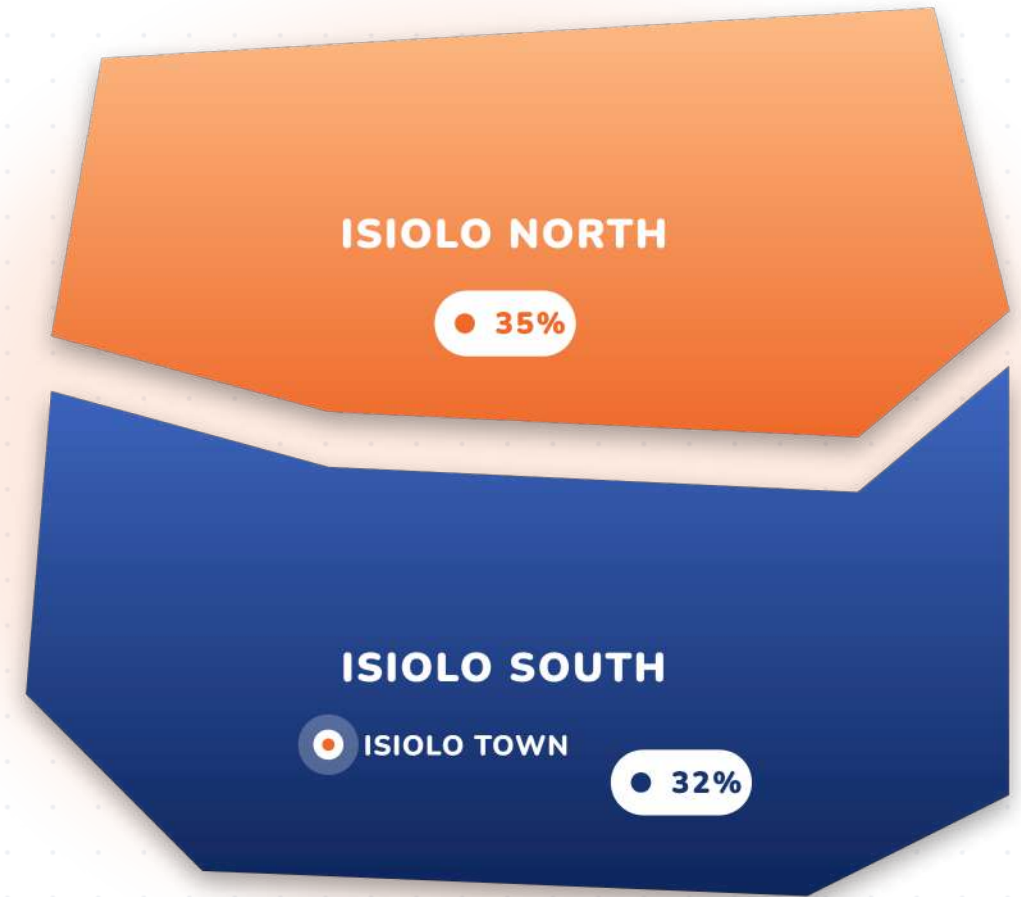
GOVERNOR ASPIRANTS

34pt

SENATE LEAD



LOCATOR



Roba lead

Guyo lead

County capital

38.0°E

Isiolo • Senatorial

Fatuma Dullo carries a 34-point lead — the widest senatorial margin in the poll

150 Samples



Fatuma Dullo

Runaway lead — dual-eyeing governor seat


67.0%



Godan Doyo

Sole challenger

33.0%



Isiolo • Gubernatorial

150 Samples

The constituency picture — how two sub-counties split the four-way race

PROSPECTS • RESULTS • FACTORS

COUNTY-WIDE STANDING • 150 RESPONDENTS

SPREAD #1→#4 • 8 PTS




PER-CONSTITUENCY BREAKDOWN • 2 CONSTITUENCIES

Guyo Roba Liban Dullo

Isiolo North

35%


ROBA WINS



Isiolo South

32%

GUYO WINS



Isiolo • Gubernatorial

A four-way scramble with just 8 points separating first and fourth

150 Samples

• PROSPECTS • RESULTS • FACTORS •



Abdi Guyo

Wins Isiolo South

29.0%



Mohammed Roba

Wins Isiolo North

27.0%



Mohammed Liban

Strong 2nd Isiolo South

23.0%




Fatuma Dullo

Senate-to-Governor pivot

21.0%

COUNTY-WIDE STANDING



Isiolo • Gubernatorial

What could favour — or hurt — Governor Abdi Guyo's re-election

150 Samples

● PROSPECTS · RESULTS · FACTORS ●

+ Factors That Could Favour Governor Guyo

3 Drivers

Grassroots

Strong Connection with Residents

Respondents from both constituencies describe Governor Guyo as approachable and closely connected to ordinary wananchi.

Machinery

Effective Grassroots Mobilization

His strong grassroots political machinery and frequent small-scale empowerment engagement are viewed as key strengths.

Coalition

Political & Clan Support

Backing from influential political leaders, sections of the clergy, and members of his clan reads as a major electoral advantage.

- Factors That Could Hurt Governor Guyo

1 Risk

Opponents

Opposition Unity

Respondents believe Governor Guyo would face a serious challenge if his opponents unite and field a single consensus candidate — with three challengers already inside 6 points of him.

Isiolo • Woman Rep

Jaldesa leads a tight three-way race by 3.5 points

150 Samples



Rehema Jaldesa

37.0%



Mumin Bonaya

33.5%



Grace Lolim


29.5%

1 Jaldesa



37%

2 Bonaya



33.5%


3 Lolim



29.5%



Thank You.



Survey Sponsored By Timely Kenya · Copyright 2026.

Fieldwork · 25 Jun – 1 Jul 2026 · Method · CATI · Margin \pm 1.9%



PHONE
+254 795 102 729



EMAIL
info@timelykenya.com



WEB
timelykenya.com



FACEBOOK
@timelykenya