



# GOVERNORS' 3 YEAR SCORECARD

Evaluating Governors' Performance Rating Since Aug  
2022.

## THE PEOPLE'S OPINION



*Timely Kenya Overview*

# Empowering Insights with Timely Kenya

---



At Timely Kenya, we believe that every opinion counts, empowering individuals and businesses to gather insights and make informed decisions through our user-friendly survey platform.

# Survey Scope & Context

- The survey assessed county performance based on 5 key **devolved functions**
- Interviewees rated each parameter on a scale of 1 to 10.
- The cumulative percentage across all five parameters determined the positioning of both top and bottom scorers.



Water



Health



Roads

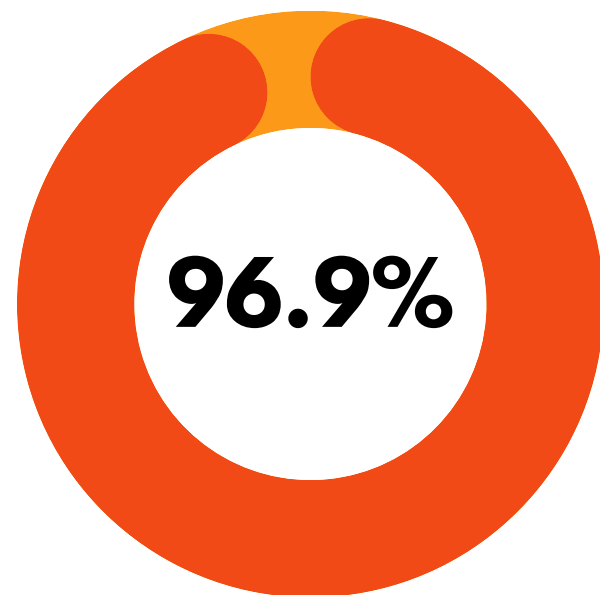


Education

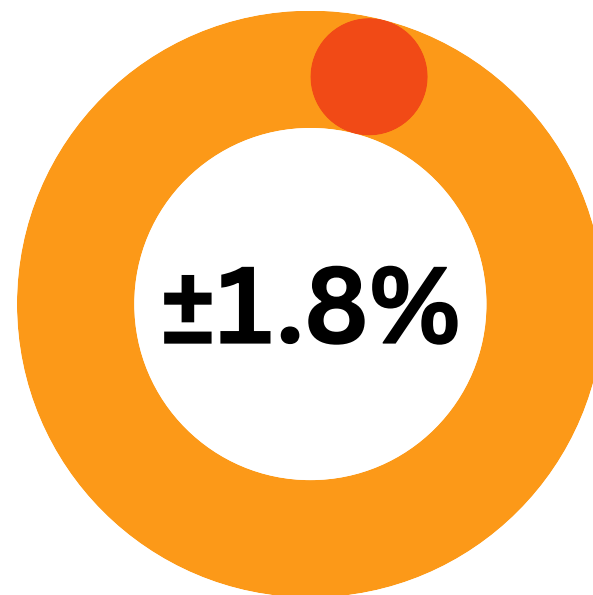
# Methodology & Reliability

Collection Method: **Computer-Assisted Telephone Interviews (CATI)**.


This technique involved trained interviewers conducting structured phone interviews using computer software to guide the questionnaire process.



Success Rate



Margin of Error



Respondents



Survey Dates:  
Aug 3–11, 2025.



# Settlement Distribution



## 40% County Towns & Cities

A smaller but notable portion of respondents are based in county towns and urban centers, offering valuable input from more developed and infrastructure-rich settings.

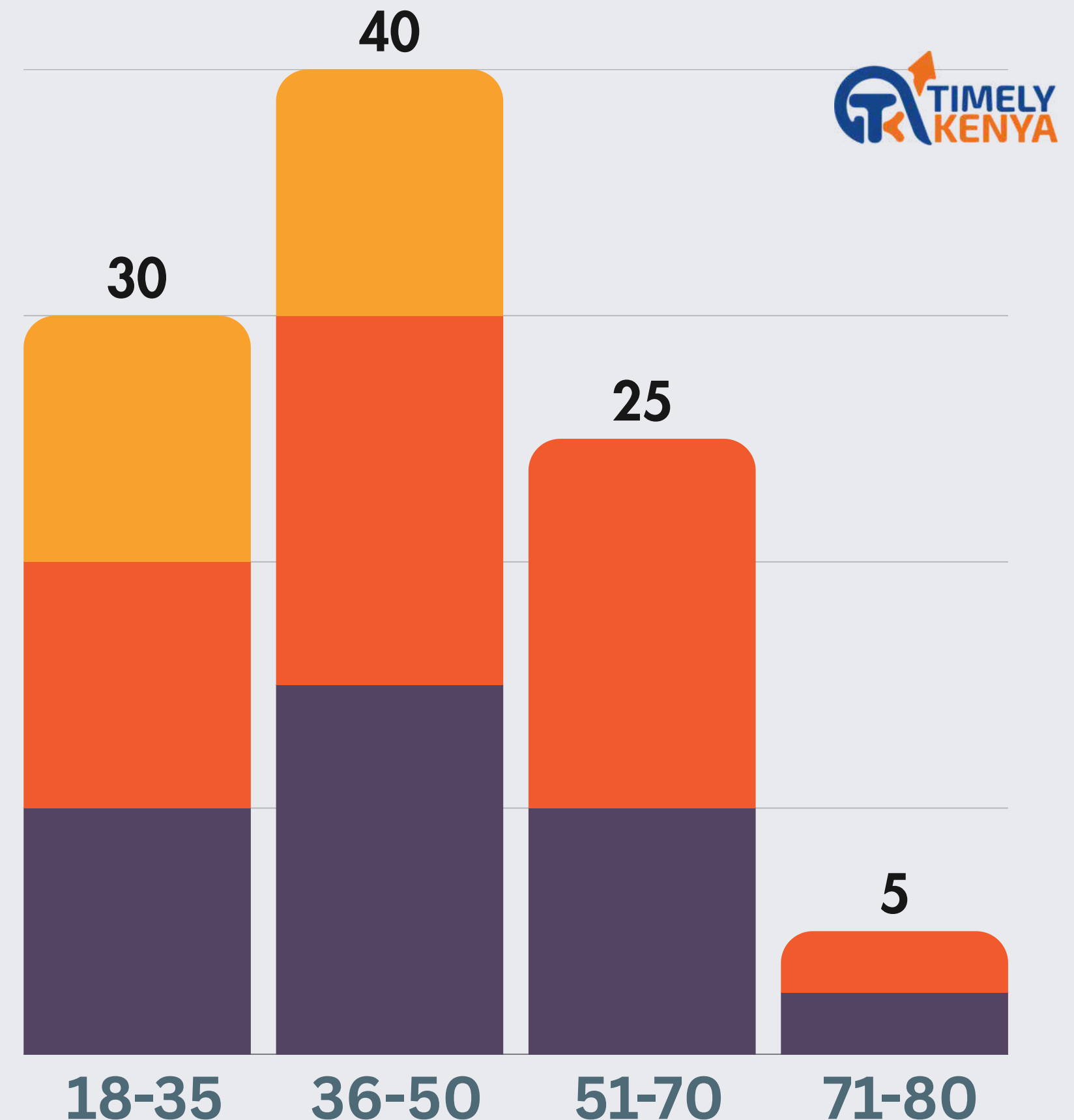
## 60% Rural Areas

A majority of respondents reside in rural areas. This suggests that rural perspectives and experiences play a major role in shaping the overall insights.

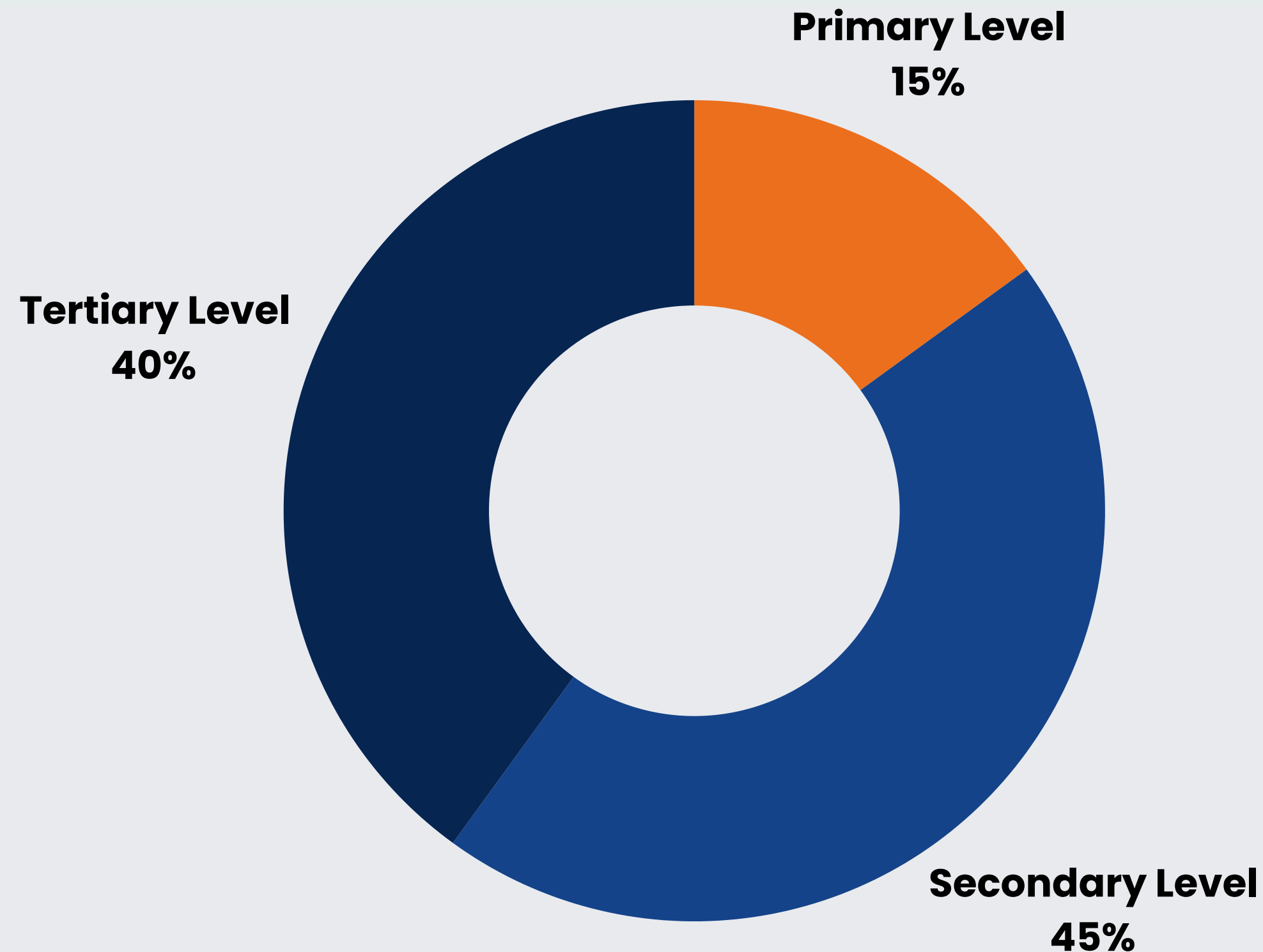


# Age Distribution

The survey captured a broad cross-section of age groups, with the majority of respondents falling between 36 and 50 years old. Young adults (18–35) formed a significant portion, reflecting growing political engagement, while older demographics were proportionately represented to ensure balanced insights.

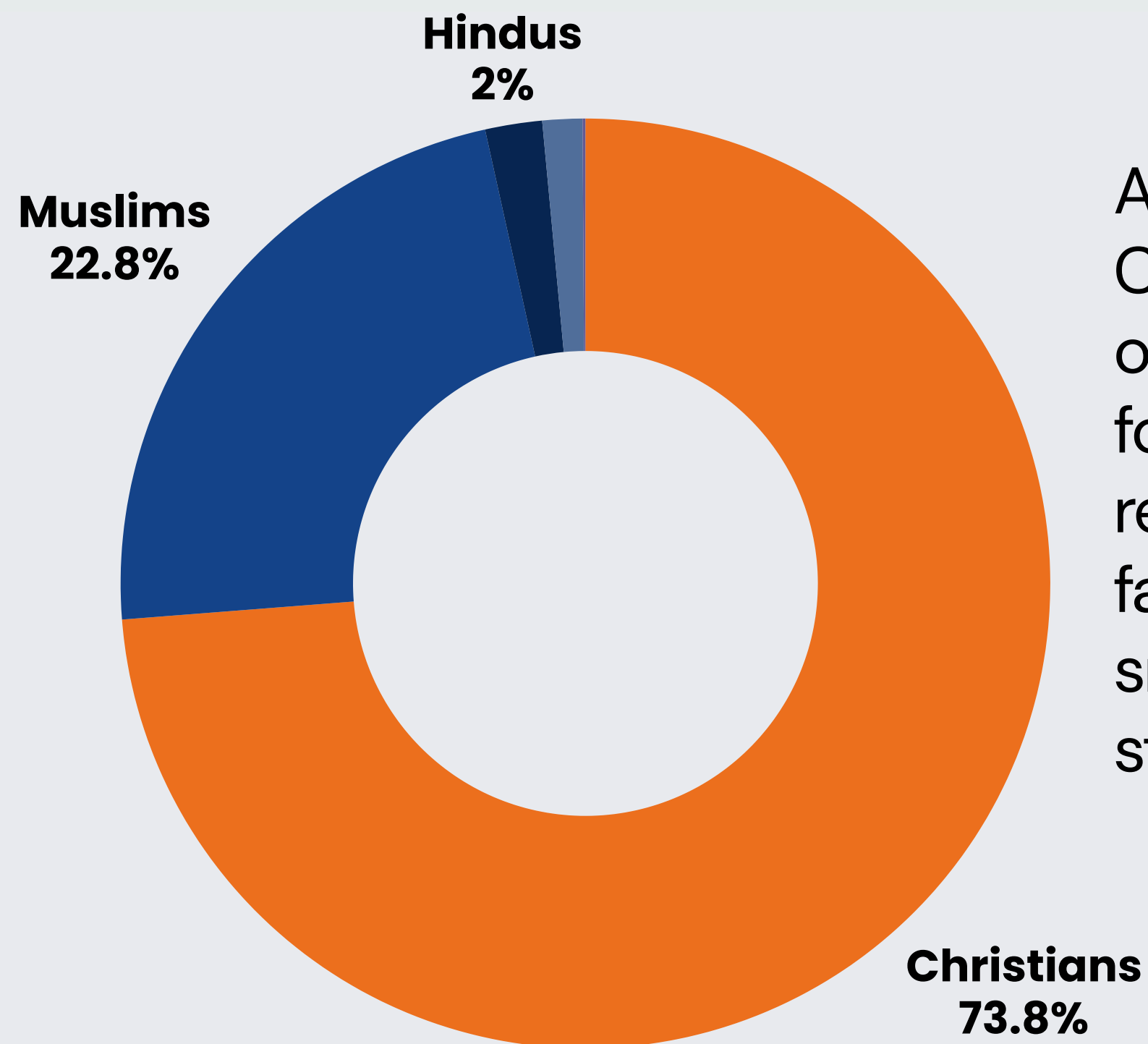


# Educational Level



The data shows a diverse range of educational attainment among respondents, with most having completed secondary or tertiary education. This indicates a relatively educated population with varying levels of academic exposure.

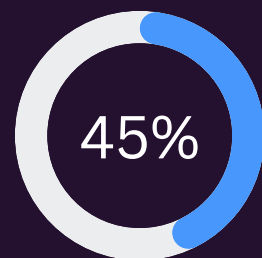

# Religious Distribution



A majority of the population identifies as Christian, making up nearly three-quarters of the country's religious affiliation. Muslims form the second-largest group, representing just under a quarter. Minority faiths, including Hindus and Pagans, hold small proportions, while Atheism remains statistically negligible at less than 1%.

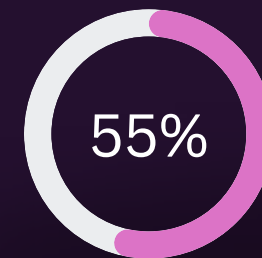



# Gender Representation



45%

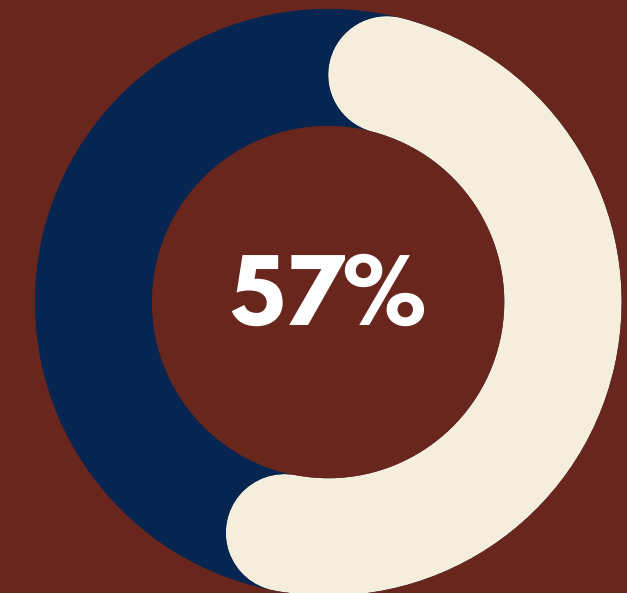
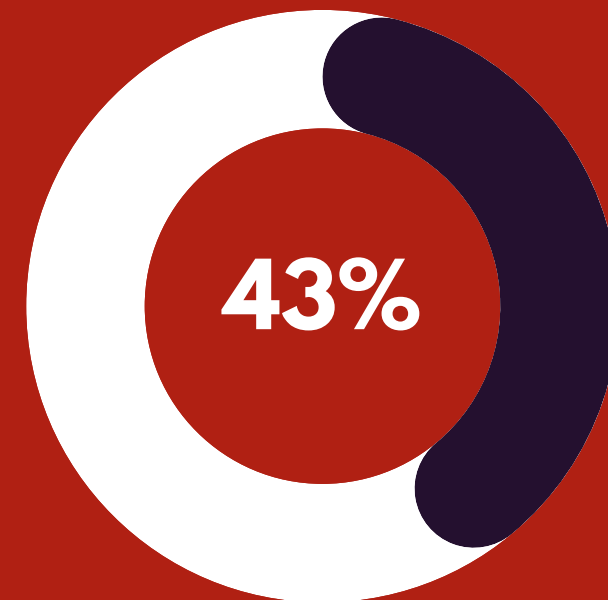
**Male Statistic**



55%

**Female Statistic**

# Are You Happy With What Your Governor Has done in 3years?



# Top 5 Happiest Counties

---

01

**West Pokot**

02

**Kwale**

03

**Kiambu**

04

**Narok**

05

**Homabay**



# The Least Happiest Counties

---

01

**Nyamira**

02

**Kericho**

03

**Isiolo**

04

**Nairobi**

05

**Bomet**

# Would You Reelect Your Current Governor 2027 (First-Term Governors )

---



**YES**

Many voters feel these governors have delivered on their promises and deserve a second term to complete ongoing projects

**61.8%**



**NO**

A significant portion believes that fresh leadership could bring faster progress and address lingering challenges.


**38.2%**

# Would You Reelect Your Current Governor to any other position 2027(Second-Term Governors )



YES

Few would support their current second-term governor for another political role, showing limited confidence beyond their current term.



22%



NO

Overwhelming majority want a fresh face in politics, suggesting dissatisfaction or desire for change.



78%



# Top 10 Best Performing Governors (1 - 5)

---



**Kwale County**  
H.E Fatuma Achani

**56.6%**



**Murang'a County**  
H.E Dr.Francis Irungu  
Kang'ata

**56.4%**



**Homabay County**  
H.E Hon. Gladys Wanga  
E.G.H

**54%**



**Kiambu**  
H.E Dr Kimani  
Wamatangi

**53.3%**



**Narok**  
H.E Hon Ole  
Ntuntu

**52.8%**

# Top 10 Best Performing Governors (6 - 10)



**Machakos**

Hon. Wavinya  
Ndeti EGH

**47%**



**Trans-Nzoia**

HE Governor George  
Ntembeya EBS

**45.5%**



**Tharaka Nithi**

HE Hon. Muthomi Njuki

**44.9%**



**West Pokot**

H.E HON. SIMON  
KACHAPIN CBS, EGH

**41%**



**Makueni**

HE Mutula Kilonzo  
Junior CBS

**39.9%**

# Counties With High Levels of Dormancy (Minimal Activities Noted)

---

1

Busia

2

Siaya

3

Isiolo

4

Kajiado

5

Lamu

Marsabit

6

Bomet

7

Nyamira

8

Turkana

9

Tana River

10



# General Observations



## Women governors excel performance

**Women governors** consistently outperform their male counterparts in delivering effective leadership and results.

## First-time governors lead better

**First-time governors** show stronger performance compared to those serving a second term, indicating fresh leadership advantages.

## Challenges affect county growth

**Governance challenges** and political issues significantly influence the pace and quality of county development progress.

## Early 2027 politics impacts counties

The early 2027 political **climate** is causing delays and disruptions in development efforts across several counties.

## Devolution impacts society; corruption persists

While **devolution** has positively impacted society, **corruption** remains the greatest obstacle to further progress and development.



<https://www.timelykenya.com>




**+254 795 102729**


# Get in Touch for More Insights

Thank you for your attention. If you have any questions or need further information, please do not hesitate to reach out to us. We are here to help

**INFO@TIMELYKENYA.COM**



# Thank You



**Survey Sponsored By Timely Kenya.  
Copyright,2025.**